


SKATEDOCK™

SURFACE SM10X & WALL MOUNTED WM8X

LOCKABLE, ORGANIZED
BOARD & SCOOTER RACKS

groundcontrolsystems.com
info@groundcontrolsystems.com



FOR THE BOARDS

- Black injection molded urethane Edge Guards™ protect boards and scooters from damage
- Boards & scooters are safe & secure with lockable rings


FOR THE USER

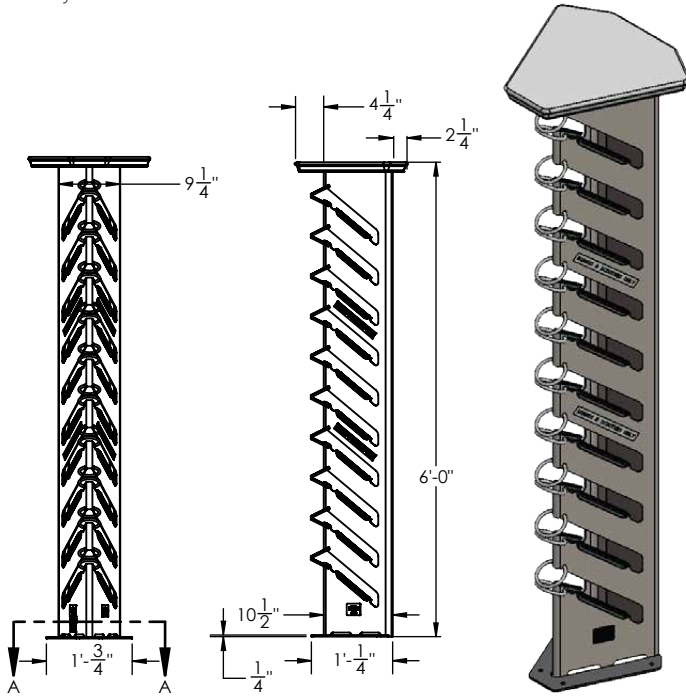
- Simple & intuitive tower design is straightforward & easy to use
- Compatible with all board types, including longboards
- Scooters can be secured without interfering with docking & locking other boards

THE DETAILS

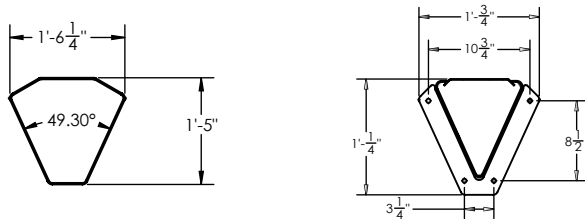
- Our most popular SM10X Surface Mounted SkateDock holds up to 10 boards
- The WM8X Wall Mounted SkateDock holds up to 8 boards
- Duraplas™ silver finish is the longest-lasting finish on the market, even in marine/snow environment
- Lockable steel rings keep boards & scooters secure
- Fully welded, no assembly required
- Standard across 300 schools and campuses

GROUND CONTROL
SYSTEMS
Bike, Board & Ski Parking





SINGLE



ADDITIONAL CONFIGURATIONS



DOUBLE



TRIPLE

MATERIALS & FEATURES

- 10 boards/scooters secured
- ASTM A36 steel for all structural plate (standard)
- Black injection molded urethane EdgeGuards™
- Composite PE top shelf
- Lockable steel rings

FINISH OPTIONS

- DuraPlas™ Silver - Standard (Marine Environment Rated)

MOUNTING

- Surface Mount - Concrete (anchors sold separately)

Note: Each surface mounted SkateDock™ can be turned into a double or triple sided rack when mounted with additional docks.

SPACE USE RECOMMENDATIONS

- Back of dock wall setback
Minimum 4"

- Docks running parallel
Minimum 36" center to center
Recommended 48" center to center

- Street Setbacks
Minimum 30" from curb
Recommended 48" from curb

For FREE layout or planning assistance, please contact our planning team @ 800-630-7225.

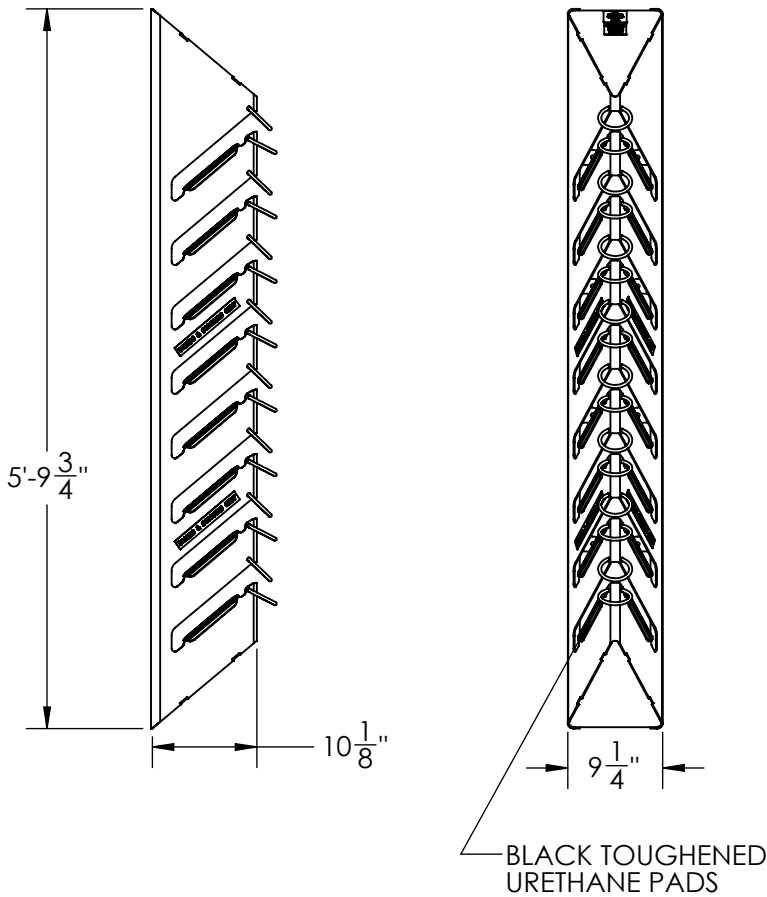
groundcontrolsystems.com | P: 800 630-7225 | info@groundcontrolsystems.com

This product is manufactured and sold under a Licensing Agreement with Boardloch Brand Products and is protected by U.S. patent #'s 6978902, 7318530, and 7789247.

The images and information herein are the sole property of Ground Control Systems™ and any reproduction in part or in whole without prior written consent of Ground Control Systems™ is strictly prohibited

SKATEDOCK™ WALL MOUNT 8X- WM8X

Cut Sheet & Quick Specifications



MATERIALS & FEATURES

- 8 boards/scooters secured
- ASTM A36 steel for all structural plate (standard)
- Black injection molded urethane EdgeGuards™
- Lockable steel rings

FINISH

- DuraPlas™ Silver - Standard (Marine Environment)

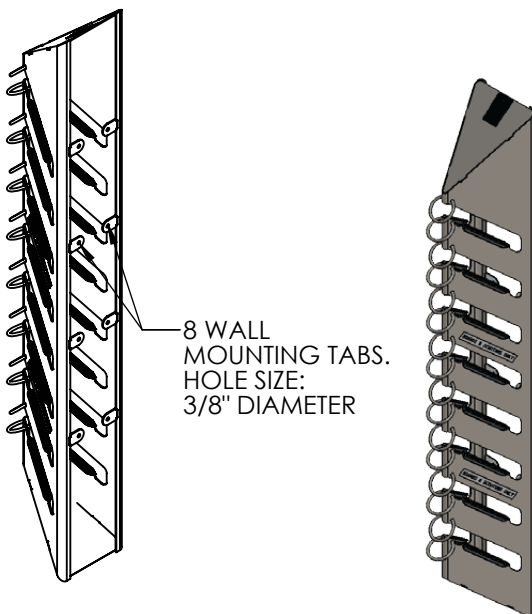
MOUNTING

- Wall Mount - Masonry (Anchors sold separately)

SPACE USE RECOMMENDATIONS

- Back of dock wall setback
- Wall mount
- Docks running parallel
- Minimum 36" center to center
- Recommended 48" center to center
- Street Setbacks
- Minimum 30" from curb
- Recommended 48" from curb

For FREE layout or planning assistance, please contact our planning team @ 800-630-7225.



groundcontrolsystems.com | P: 800 630-7225 | info@groundcontrolsystems.com

This product is manufactured and sold under a Licensing Agreement with Boardloch Brand Products and is protected by U.S. patent #'s 6978902, 7318530, and 7789247.

The images and information herein are the sole property of Ground Control Systems™ and any reproduction in part or in whole without prior written consent of Ground Control Systems™ is strictly prohibited